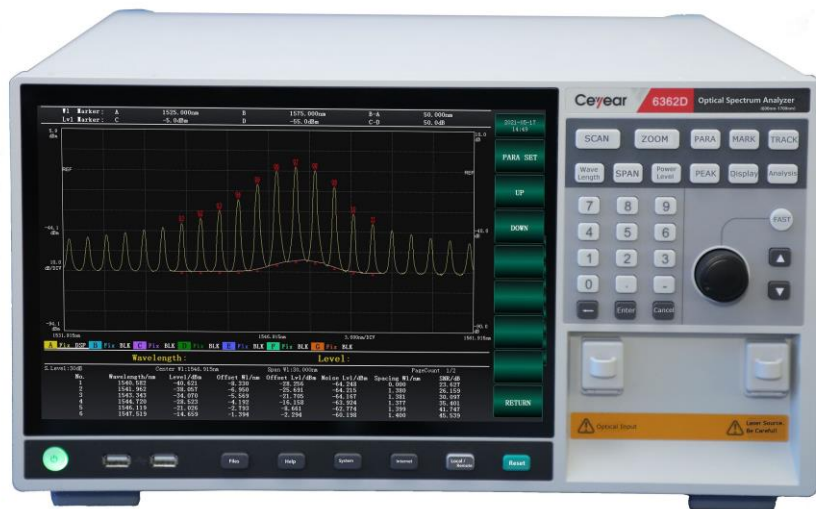




6362D

Optical Spectrum Analyzer

(600 nm – 1700 nm)



Ceyear Technologies Co., Ltd

Product Overview

6362D is a high-resolution, large-dynamic, high-speed, high-performance optical spectrum analyzer. It is perfect for testing 600 nm to 1700 nm optical systems, such as DWDM and optical amplifiers; It can also be used for optical active and passive device testing, such as LED, FP-LD, DFB-LD, optical transceivers and optical fibers and fiber gratings and other optical devices.

Main Features

- 20 pm minimum spectrum resolution
- 600 nm to 1700 nm spectrum scanning range
- 76dB large dynamic range
- -90dBm sensing sensitivity
- Support spatial light input
- Built-in light source output configuration
- Powerful spectrum data analysis function for multiple applications
- 12.1-inch touch screen

20 pm minimum spectrum resolution

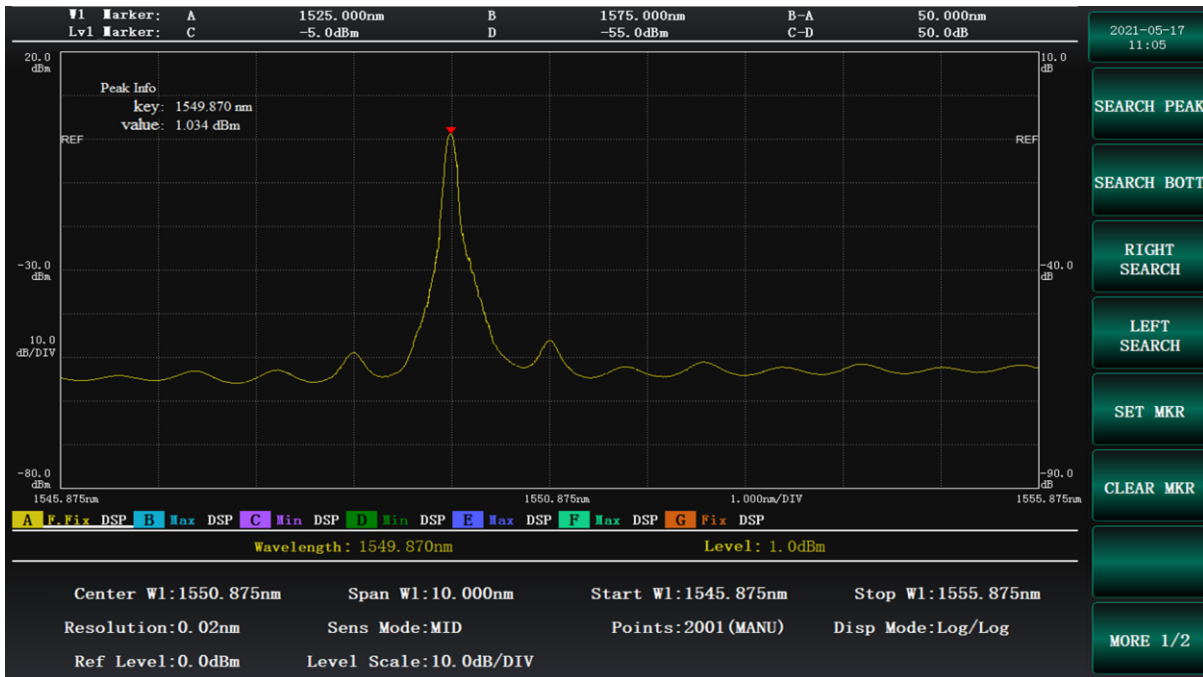
6362D optical spectrum analyzer supports different resolution settings with flexible switching methods. The minimum spectrum resolution is better than 20pm.



Different Spectrum Resolution

Peak Search

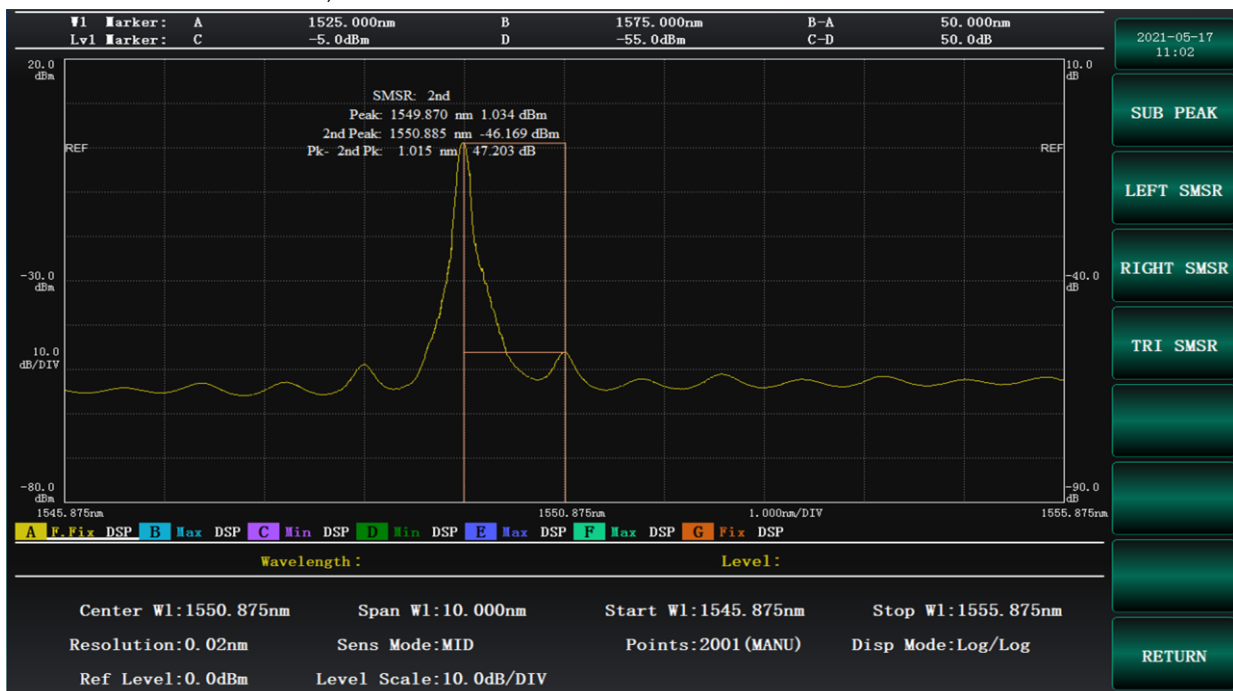
6362D optical spectrum analyzer adopts the spectral adaptive peak retrieval algorithm. The peak retrieval accuracy is high. The adaptability and robustness are strong, and the calculation speed is very fast.



Spectrum Peak Searching

Single Longitudinal Mode Laser Spectrum Analysis

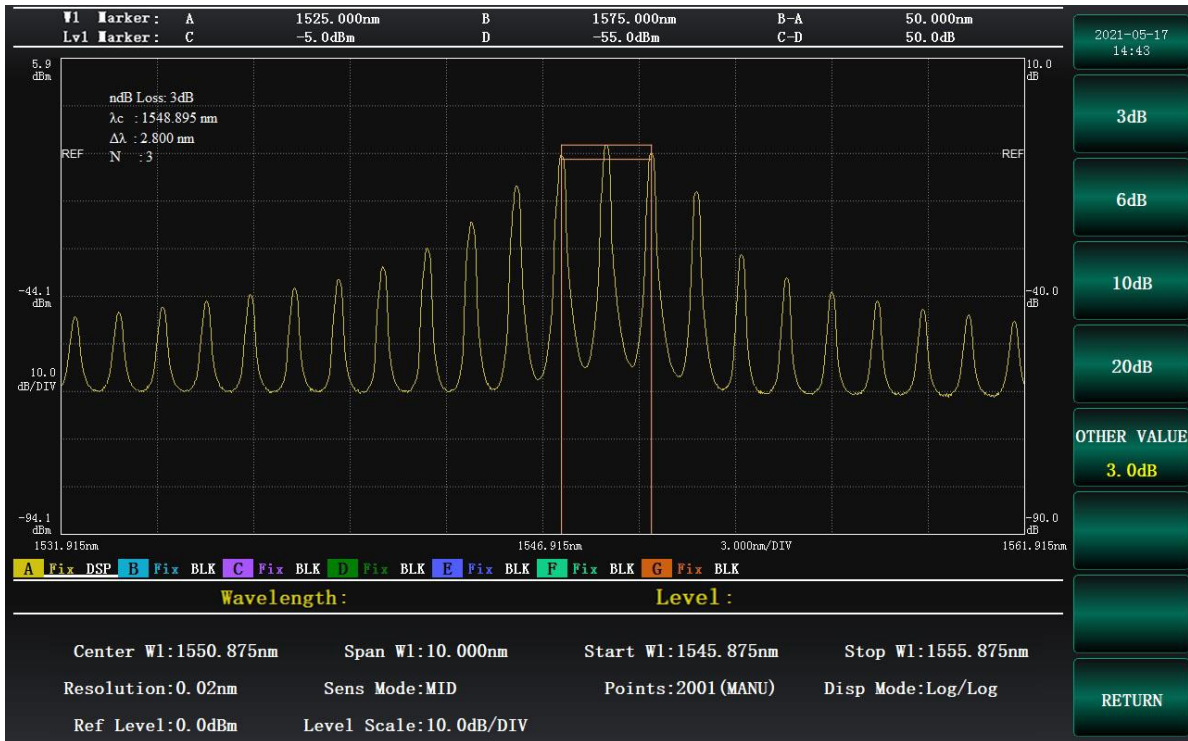
6362D spectrum analyzer has multi-scenario spectrum analysis functions. For single longitudinal mode laser light sources such as DFB-LD, the instrument provides two analysis methods of threshold analysis and side mode suppression ratio analysis. These methods can effectively and accurately evaluate the center wavelength, spectrum bandwidth and side mode suppression ratio of the single longitudinal mode light source to be measured. ,



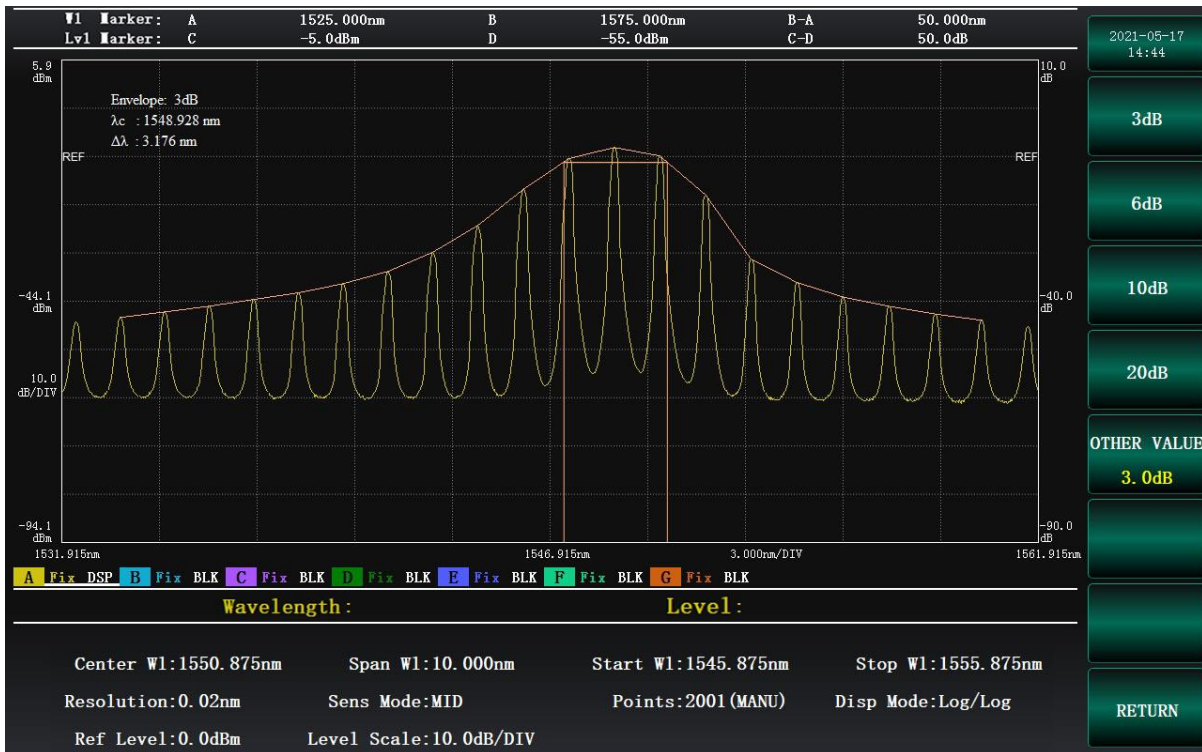
DFB-LD suppression ratio analysis

Multi-longitudinal mode laser spectroscopy

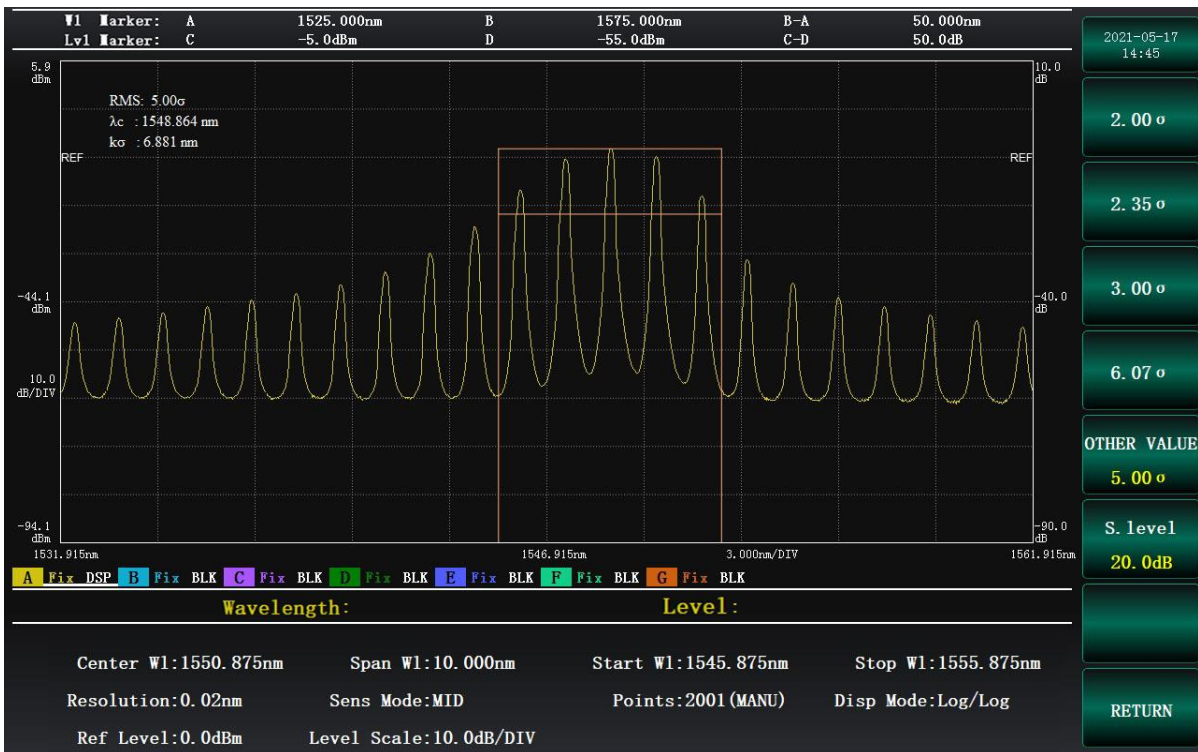
For multi-longitudinal mode laser sources such as FP-LD, the 6362D optical spectrum analyzer provides three analysis methods: ndB loss analysis, envelope analysis and root mean square analysis. These methods can comprehensively evaluate the center wavelength and bandwidth of the multi-longitudinal mode light source to be measured.



Center wavelength and bandwidth test based on ndB Loss Method



Center wavelength and bandwidth test based on envelope analysis

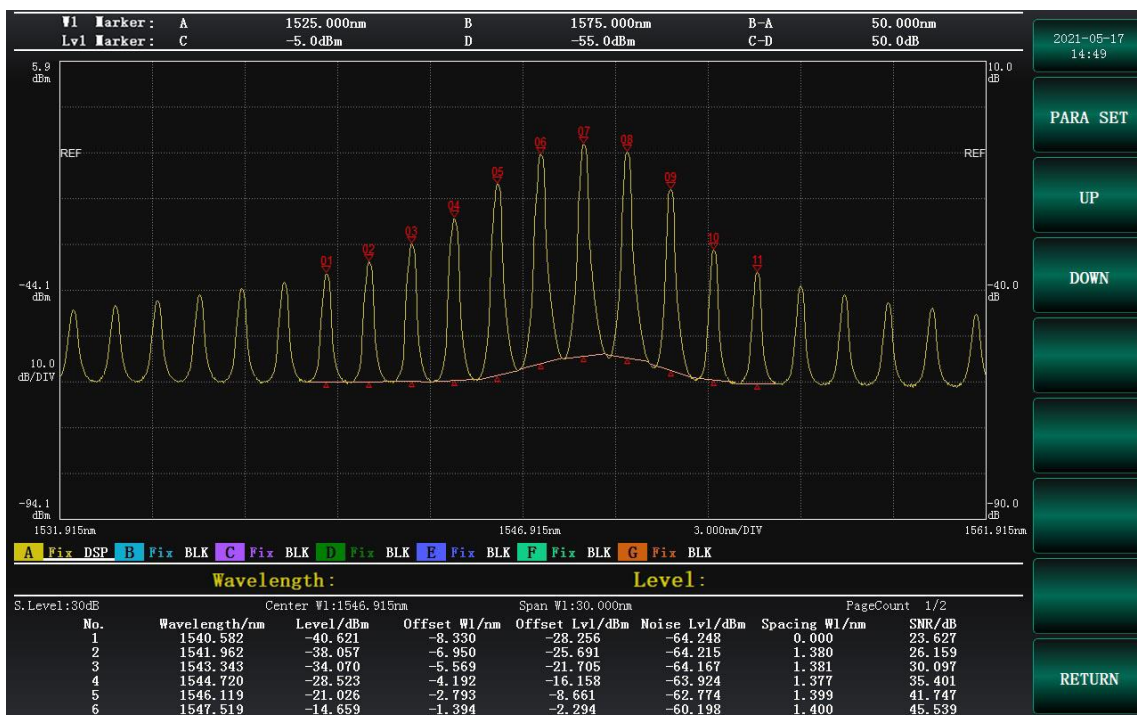


Center wavelength and bandwidth test based on root mean square analysis

Various optoelectronic device application analysis functions

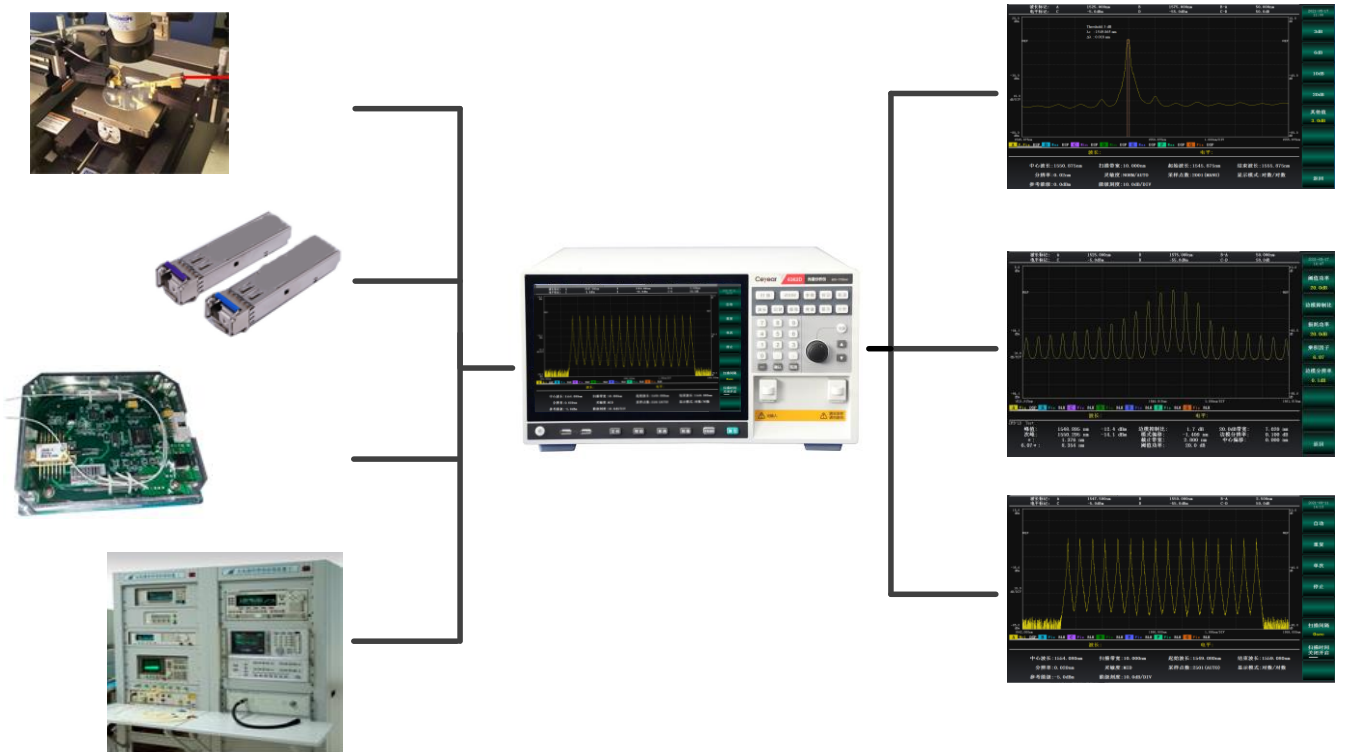
The 6362D spectrum analyzer can perform one-key test and analysis of various types of lasers such as LED, FP-LD, DFB-LD, and LD modules. It can realize batch processing for all test items.

In addition to semiconductor laser light source spectral measurement applications, the instrument also integrates optical fiber polarization mode dispersion measurement applications, wavelength division multiplexing applications, fiber amplifier applications, wavelength division multiplexing filter applications, wavelength division multiplexing fiber amplifier applications and other spectrum application functions. The figure below is a typical WDM application analysis.



Typical Applications

Spectrum parameter test and analysis for optical ICs, FP-LD, DFB-LD, optical transceiver modules, optoelectronic systems and so on.



Technical Specifications

Items	Specifications	
Spectral Range	600~1700nm	
Scan Span	0.2 nm to 1100 nm (full span), 0 nm	
Wavelength Accuracy	±0.02 nm (1520nm to 1620nm) ±0.04 nm (1450nm to 1520nm) ±0.10 nm (full span)	
Wavelength Linearity	±0.01nm (1520~1580nm)	
Wavelength Repeatability	±0.005nm (2分钟)	
Wavelength Resolution Setting	0.02, 0.05, 0.1, 0.2, 0.5, 1, 2 nm	
Minimum Sampling Resolution	0.001 nm	
Sampling Points	101 to 50001, AUTO	
Power Sensitivity Settings	NORMAL, MID, HIGH1, HIGH2 and HIGH3	
Power Sensitivity	-90 dBm (1300 to 1620nm) -85 dBm (1000 to 1300nm) -60 dBm (600 to 1000nm) (Sensitivity: HIGH3)	
maximum input power	+20 dBm (per channel, full wavelength band)	
Maximum safe input power	+25 dBm(Total input power)	
Power accuracy	±0.4 dB (1310/1550nm, input power: -20dBm, sensitivity: MID)	
Power Linearity	±0.05 dB (input power: -50dBm to +10dBm)	
Power flatness	±0.1dB (1520nm to 1580nm) ±0.2dB (1450nm to 1520nm, 1580nm to 1620nm)	
Polarization Dependence	±0.05 dB (1550nm), ±0.08 dB (1310nm)	
Dynamic Range	Resolution: 0.02 nm	60dB (peak ±0.2nm), 46dB (peak ±0.1nm)
	Resolution: 0.05 nm	73dB (peak ±1.0nm), 63dB (peak ±0.4nm), 52dB (peak ±0.2nm)
	Resolution: 0.1 nm	60dB (peak ±0.4nm), 46dB (peak ±0.2nm)
Stray Light Suppression Rate	76dB	
Optical Return Loss	35dB (using APC connectors)	
Applicable Fiber Type	SM (9.5/125um), GI (50/125um, 62.5 um, 125um), Large core diameter fiber (maximum 200um)	
Optical Output Options	Standard C-band DFB calibration light source DFB/FP light source (standard 1550nm, other wavelengths are optional) SLED light source (band range optional), SLED+C2H2 light source Other light source type accessories can be customized	
Displaying	12.1 inch touch screen	
Storage	128GB	
Instrument Interface	USB/Ethernet/GPIB/RS232C/VGA	
Working Conditions	Working Temperature: 0°C to 40°C; Humidity: ≤80% Performance guarantee temperature: 18°C to 28°C	
Dimensions	Width x Height x Depth = 426mm x 221mm x 450mm	
Weight	19kg	
Power Supply	100~240VAC、50\60Hz	
Maximum Power Consumption	100W	

Remarks: Wavelength calibration and optical axis alignment can be performed with an external light source.

Ordering Information

● **Main Unit:**

6362D Optical Spectrum Analyzer

Standard Configuration:

No.	Name	Remarks
1	Power Supply Cable	Standard 3 core cable for power supply
2	User Manual	
3	Quality Certificate	

● **Options:**

No.	Name	Remarks
6362D-S02	High Accuracy Analysis Software	Optimized wavelength measurement accuracy and dynamic range: Wavelength accuracy: $\pm 10\text{pm}$ (1520nm to 1580nm) Dynamic range: better than 75dB (Typ: 76dB)
6362D-H02	Build-in Source	Type: SLED Power: $\geq 1\text{mW}$ Center Wavelength: 1310nm/1490nm/1550nm (Selectable)
6362D-H03	Build-in Source	Type: SLED + C ₂ H ₂ absorption tank Power: $\geq 1\text{mW}$ Center Wavelength: 1550nm



Focus on Measurement
Explore the Future

Ceyear Technologies Co., Ltd

Tel: +86 532 86896691

Add: No. 98, Xiangjiang Road, Qingdao (266555), China

<http://www.ceyear.com>

Email: sales@ceyear.com zhaohao@ceyear.com